

# WSTIMS FOR WINDOWS USERS NEWSLETTER

April 15, 2012  
Editor: Jeff Clark

ISSUE 01  
j.clarksr@verizon.net

VOL. 12  
Programmer: Dave Allen

---

This newsletter is for you, the user, to inform you of problems that have been sent in from scorers across the nation and the solutions for those problems. We will be sending this out from time to time to keep you informed and assist you in usage of the program. If you have a problem or issue that needs to be addressed send an email to the editor and we will get your problem addressed immediately and keep all of the users informed of the problems/solutions involved.

---

We had a very good 2011 skiing season usage of the WSTIMS for Windows (WfW) program last year across the nation. Early in the year there were many calls to the help desk to answer questions on the tournament setups and usage in scoring various events and this was anticipated due to the steep learning curve for the program. As each of the scorers moved through the season though, the calls became less frequent as they became accustomed to using the program.

During the Nationals, all of the scorers interacted with each other on their experiences during the year and passed on their experiences and suggestions to Dave for revisions and improvements to the program. Dave has been working hard this winter to solve specific problems that we encountered last year and has made improvements in many areas to enhance our usage of the program.

Now with that being said, it is time to look at specific issues that have been addressed over the winter and are included in the 1.0.1.44 version that is currently available for use. Please note that Yvonne Downs has been working extensively with Dave on NCWSA scoring issues and while most of these have been resolved in this edition of the program, there are still a few outstanding issues that need to be addressed and tested before we can completely recommend the usage of WfW for scoring collegiate tournaments. These issues are expected to be resolved and tested in the coming weeks.

## Template Preparations

In the past you had to enter the tournament class for each skier's events through the Running Order screens for each event that they were participating in, whether you were using a standard template or OLR template. A new shortcut enhancement has been added to the program that will make this much easier. When you are preparing your tournament template in the Excel standard template file that you downloaded for your tournament, you can put the tournament class for each event in the X (Slalom), Y (Trick) and Z (Jump) columns in **CAPITOL** letters and they will automatically import into the program. If you are working on an OLR Template, you will see the tournament class and a number in each of the cells that the skier entered. This is information that is used by the Registrar to know the tournament class and the number of rounds that the skier paid for when entering the tournament. For instance C-1 is class C and 1 round or L-3 for class L and 3 rounds. Dave has enhanced the template import process to use the first letter in these 3 columns as the class code. The code will be validated to ensure that it is valid for

the tournament classification. This will save you a lot of time and is worth the effort and keep in mind that you can still go into the Running Order screens to edit the tournament class and also in each of the event scoring screens to the right of the skiers' name.

### **Non Skiing Officials**

Keep in mind that each of your non skiing officials will need to be added to your template and in their age division or one of the event columns (make sure that event is included in your tournament) add "OF" so they will be picked up by the program. This helps you a lot when they are not included in the specific states etc in the template that you downloaded.

### **Running Order Preparations**

New options have been added to the Running Order screen this year that will give you more options for preparing your printed running orders.

- Running orders by age division: This screen will show you all of the age divisions with a cell on the right that has ascending numbers in them. The numbers are the default and if you use the actual running order for your tournament and edit the numbers accordingly, the list will be produced in this sequence. This will take a little practice on your part to use this option and is available for you to use if need be.
- Running orders for Head to Head competitions: This will produce running orders in an elimination tournament by round, based on the scores from the preceding rounds. The key to using this is noting the number of preceding rounds that have taken place. Easy to use after a little practice on your part.
- Running orders by round: This option will let you copy a preceding rounds running order to use again for the next round of competition.
- The Running Orders produced by the program are in a TXT format and can be used from "notepad" or copied and pasted into an Excel spreadsheet or into Word or used in Open Office programs.

### **Tournament List Screen**

- There are not any changes to this screen this year, but we do want to point out the way to setup the Rounds for a Head to Head tournament. Stop and think about how many actual rounds the skiers will be participating in, so that will have enough scoring screens available to handle the complete tournament. Let me help you through this process:
- Qualification round equals 1 scoring screen. Now if they are going to take 16 skiers to the next round and you have a 3 way tie for 16<sup>th</sup> place you will be running a tie breaker round and want the actual performances noted so this can be used in setting up round 2. Keep in mind that you will be using these scores for seeding in the next round of 16, so you want the program to do this work for you.

- The round of 16 will be cutting to the round of 8 and you may have more ties to resolve, so now you are up to 4 rounds.
- This scenario will need to be accounted for in the round of 8 which will leave a final round of 4 so you are up to 6 rounds possible.
- So you can set to 6 rounds for sure or can opt for 8 rounds just in case the wheels fall off of the wagon. This choice of 8 rounds will not affect anything, since the final scorebook will only reflect the number of rounds allowed by the Rulebook, but will assure you that you have scoring panels available for all of your scoring possibilities.

### **Chief Official Contact Report**

Just a reminder to all of you that are Chief Scorer for a tournament, to enter your name and information as the Primary Contact for the tournament and also in the Scorers section, so that you will receive all of the correspondence from headquarters after you have uploaded the final ZIP file for processing. This is very important and has created problems when this procedure was not used!

### **Master Scorebook**

Make sure and set your Master Scorebook settings early on in your initial setup and note that there are more scorebook type options available for you to use this year, especially in the Scores to Use panel. Review these to make sure that you are using the option as advertised by the LOC for the tournament and noted in the Regional Guide.

### **Event Summary Screens**

All of the event Summary screens have added new options for viewing the event information especially in the Scores to Use panel. Review these for practice and keep in mind that they are WYSIWYG screens and you can change the selection and refresh the screen to view the new option. Open one of the tournaments you scored last year and use them for your practice on these and the other various options added this year.

### **Event Stats Added to Tournament Tab**

This screen will show you a complete history of event time statistics for all events in alphabetical order at anytime during the tournament. Great for the Chief Judge to see for tournament operations!

### **Officials Work Assignments**

Round option and Run off option is now available to enter officials working events/groups, rounds and runoffs of ties.

### **Overall Skier Scoring in Multi Round Tournament**

We are still having difficulty in applying the Overall round/score rule in the program and are still using a Popup screen that informs the scorer to enter the score in Round 1 so that

the skiers Overall will be computed properly. Dave continues to wrestle with this in the program coding and hopes to have a solution soon, but in the meantime, please adhere to this work around.

### **Slalom Scoring Panel**

- Late last year Dave made several upgrades to the screen, so please review all of the various options to check before the skier starts their event scoring to ensure accuracy in the final scores produced
- Dave has added a “Scoreboard” option which is a feed to another computer for a webcast or an electronic scoreboard. This is not for human consumption!
- You can now set the Summary screen to show you the scores by round. Keep in mind that this will show all of the rounds that have been scored, so you will need to scroll down to find the information for the round that you want to view.

### **Trick Scoring Screen**

The Towboat information contained in the Towboat CSV report is now being imported into the system at headquarters, so we ask that you enter the Boat info if you know it. The information will come in from the Template, if it is entered there, otherwise this could be a challenge.

### **Jump Scoring Screen**

- The problem that we had last year pertaining to the Ramp Height shown in the scorebook incorrectly has been fixed and will now revert to the standard baseline for the event as noted in the Rulebook, so the burden is on the scorer to make sure and note the Ramp height on the Jump scoring screen.
- The new timing charts required by the AWSA and IWWF are in place, along with the new rule applications on rerides for slow/fast times. Keep in mind that we are using the 1<sup>st</sup>, 3<sup>rd</sup> and 4<sup>th</sup> times displayed on the boats information displays.
- The Summary screens have also been updated with more options.

### **Tournament Package Build Error Popup Warnings**

- When you start the Tournament package build by selecting all reports, if there are errors present in the skier coding, scores etc., a warning panel will popup giving you the information on the error. You need to write this down and then proceed to the appropriate section of the program and resolve these errors **BEFORE** you can complete the reports functions accurately.
- The Warning Screen popups’ are there for a purpose and should not be ignored. To do so will cause you extra work and cause great distress to the participants involved! Take a moment to read, comprehend and then take the appropriate action to solve these problems.

## **Various Reports Reminders**

- You can run any of these reports/scorebooks during the tournament as needed for posting on website, awards ceremonies etc. as many times as you need them.
- The Overall Summary report is a separate report that you produce at the proper time for posting during a competition. Keep in mind that the default shows all of the skiers in the age division and you will need to choose “Qualified” to filter the list down to only those competing in the events required for their age division for an accurate Overall report.
- Keep in mind that the first PDF report that you want to print will go to the default “My Documents or Documents folder” unless you change the destination to your tournament folder. The other reports will follow your selection first selection to the correct folder.
- Don’t forget to copy the Technical Controllers “HD” report into your tournament folder so it will be included in the final ZIP file. There was a glitch last year that prevented the IWWF HD form from loading properly into your Tournament Directory and this function on the tournament menu to load the Homologation file to the tournament directory is now working.

## **IWWF Tournament Tournaments**

I have tested the program using information from the CanAm and Juniors Masters tournaments and have produced accurate scorebooks and reports using the IWWF Rules selection in the Tournament setup screen. If you have any questions etc, please contact me and we will work through your concerns.

## **Other Program Enhancements**

Dave has made quite a few processing enhancements in the program, that the majority of you will probably notice, but to dwell upon them here in detail would only interest the Geeks in our group, so I will not bore you with the details. Just rest assured that the problems that you have brought to our attention have been addressed and the bells and whistles are slowly being added to make the program easier to use.

The tournament season in Florida is well under way and it won’t be long before this beautiful weather spreads across our great nation and we can all get back to doing what we love for the summer. Smile and have fun!

# WSTIMS FOR WINDOWS USERS NEWSLETTER

June 25, 2012

ISSUE 02

VOL. 12

Editor: Jeff Clark

j.clarksr@verizon.net

Programmer: Dave Allen

---

This newsletter is for you, the user, to inform you of problems that have been sent in from scorers across the nation and the solutions for those problems. We will be sending this out from time to time to keep you informed and assist you in usage of the program. If you have a problem or issue that needs to be addressed send an email to the editor and we will get your problem addressed immediately and keep all of the users informed of the problems/solutions involved.

---

Hard to believe that June is almost gone and we are in all out enjoying our favorite sport. The good news is that this is the second full season of use of the program and the calls to the Help desk have diminished considerably from last year, which would indicate that everyone is getting settled in with the program.

I need to address a couple of bumps in the road that have popped up recently and will be fixed in the next update, but you will need a work around for the time being.

## Error Received When Running The Chief Judges Report

This error is caused in a Class C tournament when there is data or comments missing in the Event Tech Info or Rules Exception file. In the Event Tech report, you need to enter the rope measurements for the Slalom/Jump lines and enter the appropriate comments in each of the event course sections and save the file. In the Rules Exception report there are two sections concerning the Rules compliance that needs to be answered and at the bottom of the report you will see the Chief Safety Directors name and below that a comment box that requires input from the Chief Judge on the performance of the Chief Safety Director, which is a good idea anyway. This will provide all of the information that the program needs to complete the final Chief Judges report.

## Problem Running The Performance Data Report

Error Panel: Cannot find column DivOrderTrick

It is an error that Dave is aware of and will have a fixed in the next release. In the mean time to resolve the error go to Tournament > Master Scorebook window. Select NOPS, Div, and Best. Run the report with the Refresh icon. Then you should be able to run the Performance Data File and all the other reports in the Tournament Package Build window.

## Problem Changing Chief Officials In Officials Work Record

We have heard from some of you that you cannot change a Chief Official from the person that was approved on the sanction by the EVP to a different person (after EVP approval again). Dave has this fixed in the next update, but in the mean time do this:

1. Open the Officials Work Record and find the current Chief to edit and uncheck the Chief box.
2. Click save and close the panel.

3. Reopen the panel and select the name of the new, approved Chief and check the Chief box.
4. You will get a reminder panel to remember to update the persons information in the Chief Officials tab in the Administrative panel.

### Program Updates

Some of you have concerns about downloading program updates between the time you begin a tournament and the time that you finalize all of your data into the final reports ZIP file. Any updates are to the program and the data tables that process your tournament data and will not change any of the data for the tournament, only the way it may be processed. Dave has been careful to only post updates on Friday or the first part of the following week so that you don't get to nervous about the changes.

Some have seen the notice for a program update and at the time did not have time to do the update for one reason or another and declined the update and moved on into the program. Then later in the day, they had time to do the download, but could not get the update panel to come up again, the solution is to reboot the computer and then the update panel will be there for you when you open the program. Remember to click "YES" to keep your current database.

### Multiple Computer Synchronization

Many times you will be using multiple computers to score a tournament and keeping them all in sync and to assemble the information from these satellite computers into the host so that you can post results in a timely manner is a very easy task.

Lets start from the time of setup of the host/main computer. When you have the tournament setup complete do the following:

1. In the Administration > Tournament List screen select "export" from the toolbar at the top of the screen.
2. Select "Tournament Data" and a new folder screen will come up showing your tournament folder at the top and the files in the folder in the middle part of the panel. At the bottom of panel is a place for you to enter the name of the file you want to save. Before the tournament begins, I use TdataBOT as the file name. I always use the lead in of Tdata so that all of these files will be grouped together in the folder and it makes them easy to find. Export that file to a USB Memory Stick.
3. Now open the program in each of your satellite computers and in the Toolbar select Tools – Import WSTIMS Data and then click "Open" and the program will be ready to import the data. A popup box will come up and ask if you want to monitor each of the data sets as they are imported or just load all of the data. If you choose all of the data a box will popup reporting the number of data files imported. Do this with each of you satellite computers and you are setup ready to go to work. Don't forget, on the satellite computers you will need to update the tournament data location on the tournament window because the computers path will be different on each computer that leads to your tournament folder.

At your larger tournaments such as State, Regional and National tournaments you will need to produce event results during the day as each event is completed.

To transfer event data from one computer to another you need to do the following:

1. Open the event entry window and refresh the list of skiers
2. Select the scored age division/round
3. Use the Export icon and save the output (name would be the DIV/Rd # - B1slrd1) to a USB Memory Stick
4. Select another scored round
5. Use the Export icon to again save the data to the memory stick
6. Take the memory stick to the other computer
7. Use the Administration - Import - WSTIMS For Windows
8. Select one of the files from the memory stick
9. Repeat for any additional files.

At the end of the day export all of the tournament data (use 1-3 in first section) back to the host so all of the data is assembled together. The following morning you can export the host tournament data and import it back into your satellite computers and everything is synced up for that day's work, Officials, late entries etc.

Dave has created a great, new addition to the WSTIMS for Windows program that will be very useful to the announcing staff at tournaments in getting the actual scoring of the events in progress and to those unable to attend the tournament and wanting to follow the event scoring in real time.

This is a website based scoreboard that can be accessed with a desktop or laptop computer that has an Internet connection. Go to this link <http://www.waterskiresults.com/WfwWeb/WfwShowScores.php> and you can see in the sample tournaments what you would be receiving as the skier progresses through each slalom and jump pass and the scores from the trick event as they are posted.

When you open the site do the following:

1. In the top drop down box select the tournament (I suggest the Eastern Regionals) that you want to see and click submit.
2. Then select the event and then the age division and click submit.
3. Scroll down to see the event scorebook.

This will open the Scorebook for the event and by refreshing the screen you will see the result of the pass, placement in the event etc all in real time.

Now the logistics for this are, internet access for the computers producing the results and those receiving the data. The tournament setup information is sent to the website when the "Live Web" dialog is setup on the event entry window. This configuration would be needed each time the event entry window is opened for use to upload to the website so that it can be downloaded by the multitudes.

The updates in version 1.0.1.51 were all related to IWWF scoring and scorebook presentations that presented themselves at this year's Masters Tournament. We can



discuss this with those of you that may be involved in scoring an IWWF tournament at some point, just let Dave or I know.

The updates in version 1.0.1.52 addressed a duplication error in the AWSA scorebooks, if you remember my “Don’t run your reports” email of several weeks ago.

Keep in mind that if you have any problems let me know and we will get right on the issue and get you up and going again quickly. Have a great summer and we will see you at a tournament somewhere later this season.

## **WSTIMS FOR WINDOWS USERS NEWSLETTER**

June 29, 2012

ISSUE 03

VOL. 12

Editor: Jeff Clark

j.clarksr@verizon.net

Programmer: Dave Allen

---

This newsletter is for you, the user, to inform you of problems that have been sent in from scorers across the nation and the solutions for those problems. We will be sending this out from time to time to keep you informed and assist you in usage of the program. If you have a problem or issue that needs to be addressed send an email to the editor and we will get your problem addressed immediately and keep all of the users informed of the problems/solutions involved.

---

After version 1.0.1.52 was placed in operation by our scorers, several glitches came out of the woodwork that will require your attention. If you scored a tournament with this version that had Jumping in the tournament, the Jump speeds were showing as zero and this was an internal error that was picking up the wrong field value. You will need to open the tournament and in the Tournament Build section, rerun the Performance Data File, Scorebook (sbk), Scorebook (web), and Boat Use report and then produce the final zip file with the Tournament Package. This will solve the error with the Jump missing speeds and update the Ranking List and posted scorebooks, after you have sent the file to your regional seeding person for upload.

Some have experienced an error in producing their tournament package that was caused by the Chief Scorer not going to the Master Scorebook panel and checking the settings that they would be using for the tournament scorebook. It is very important to go to this screen early on and verify and/or edit the settings. The default settings have been reset and this error should not reoccur.

Sorry for the inconvenience, Dave & Jeff

## **WSTIMS FOR WINDOWS USERS NEWSLETTER**

July 11, 2012

ISSUE 04

VOL. 12

Editor: Jeff Clark j.clarksr@verizon.net

Programmer: Dave Allen

---

This newsletter is for you, the user, to inform you of problems that have been sent in from scorers across the nation and the solutions for those problems. We will be sending this out from time to time to keep you informed and assist you in usage of the program. If you have a problem or issue that needs to be addressed send an email to the editor and we will get your problem addressed immediately and keep all of the users informed of the problems/solutions involved.

---

### **Have You Ever Entered A Skier Using The Wrong Ski Year Age, Which Gave You The Wrong Skiing Division?**

There are several solutions for this problem and you should definitely be able to handle that situation, as it is not that uncommon. Changing it in the template and re-importing is certainly a way to do it. Dave tried to make the import as intelligent as possible so it will not delete any information, but only update the information and add any information that may be missing. The follow up import can then certainly be used to solve this issue.

The other way to handle this is to use the Edit icon on the Tournament > Registration window. Select the skier and click on the Edit icon. This should bring up the member record. Change the "Ski Year Age" (in this case from 44 to 45), hit the tab key, this should change the list of available divisions on the right, select the XX division, and then click "Save". This should update the member information and change the division on the registration window. You should be able to do the same thing with changing the age when you search for a member and click add. This will also work if you have already entered scores for the skier in the wrong division and all of the records and reports will update properly.

### **State and Regional Tournament Setup and Scorebook Options Review**

We are about to enter the time of the season for the State Championships and Regional tournaments. We need to review the standard procedures that we have used for many years and cover the setup issues so that the

Scorebook and the seeding files are produced properly using the WSTIMS for Windows program.

First let's review the standard operating procedures for the State championships. Each state has a set of qualifying procedures to enter the tournament and the primary requirement is to be a resident of the state in order to enter the tournament. In addition to these participants, the states have been allowing out of state skiers to enter the tournament and ski for scores on the Ranking List only. This allows the program to award the qualified in state skiers placements for awards and to be recognized as State Champions in their events.

The way that we separate these two groups of skiers is very simple and has been in place for many years.

1. In the tournament you have both individual skiers and those skiing for Overall awards.
2. For all of the qualified state residents, use the standard age division codes for all of the events that the skier enters. This will make all of the Overall scores and age division events calculate the scores properly.
3. For the "out of state" skiers you should isolate them into a separate group so the program will isolate their scores from the rest of the qualified participants. Over the years many scorers have used various designations for this special group, since this group is scoring for the Ranking List only, we would recommend establishing a standard code of "RL" for these skiers and use this code for each event entered by the skier.
4. A by product of this of course, is that the Running Order option in the program will isolate these skiers in this special group and be easy for you to use when creating your running orders for the tournament. Most of the state tournaments are seeded and these skiers in the RL group always ski first, with several asterisks in front of their name to identify them on the running order.
5. You would then score your tournament as you usually do and the program will take care of storing the data.
6. Some of the tournaments are hosting two rounds of competition. The standard in this situation is for the Round 1 scores to reflect the State Championships and the Round 2 scores to be used for the Ranking List only.

7. To make your Scorebook and the related Seeding file handle this properly at the end of the tournament you will need to go to the Tournament tab and select the Master Scorebook option and then you will make two selections. The first option is in the second option box and you should check the Div/Group division setting for your Scorebook. In the third option box, if you have scored a one round tournament select “Final”. If you have scored a two round tournament select the “First” option. This will produce the correct Scorebook for the tournament. Please note that the setting we just noted in the Master Scorebook screen will setup the way that the Overall Summary and HTML version of the Scorebook and the production of the Seeding file.
8. When you run your reports in the Tournament Package Build tab, when the “Scorebook (Web)” report is about to be produced, a dropdown panel will appear with the three types of schoolbooks available to be produced and you should choose the “Championship/Index” format for this Scorebook.
9. Now that you have produced the all of the appropriate files and compiled them into the ZIP file for submission to your Regional Seeding representative there is one more step that you as Chief Scorer must do. The placements for the special “RL” group will be in the Seeding file and your seeding representative must manually remove these placements, after uploading the final ZIP file to the system. You will need to include in your cover letter for the ZIP file a statement that all of the participants that were in the Scorebook “RL” group in each of the events, need their placements removed from the WSP file.

When you are the Chief Scorer for your Regional tournament the same procedures listed above must be used for the tournament.

Dave is planning on posting a new program update next week.

# WSTIMS FOR WINDOWS USERS NEWSLETTER

July 20, 2012

ISSUE 05

VOL. 12

Editor: Jeff Clark

j.clarksr@verizon.net

Programmer: Dave Allen

---

This newsletter is for you, the user, to inform you of problems that have been sent in from scorers across the nation and the solutions for those problems. We will be sending this out from time to time to keep you informed and assist you in usage of the program. If you have a problem or issue that needs to be addressed send an email to the editor and we will get your problem addressed immediately and keep all of the users informed of the problems/solutions involved.

---

Version 1.0.54 was posted this morning. There are several upgrades to various parts of the program to enhance your usage and to improve the program.

## **Choice To Keep Or Get A New Database Has Been Eliminated**

This choice has been eliminated to avoid any chance of overwriting your current database and losing your data. This has caused some to have bad experiences. Now the program will automatically make a backup copy of your current waterski.sdf file and then upgrade it to include all of the newest information. This will prevent you from losing any data and keep in mind that it will not overwrite any of the scoring data that you have in the file.

## **Backup, Backup, Backup!!!!!!**

In all computer operations the standard line for all computer operators is to **BACKUP** your data at the end of each day, before you shut the computer down. We have all become complacent in doing this and we need to get back into this habit. At the end of the day go into the Tournament list and “export” your Tournament Data to your tournament folder with a name such as “TdataEODsat” so that you can get your information back in case of a big time crash or the computer dies to avoid the tears and heartburn from the loss of your data in the program.

## **Complete All Of The Reports On Your Main Computer Only**

The Chief Judge, Chief Safety and Towboat Use reports should only be completed on the main computer for the tournament so that you do not overwrite these files accidentally and importing a blank report from a satellite computer will overwrite the file that you have started preparing and your work will be gone and not updated as you might expect. This has been added to the to do list for this fall.

## **Running Orders Updated**

The Trick Boat and Ramp Height have been added back into the running orders for use by all of the officials and tournament personnel. In elimination by round tournaments, the running order will come out sorted in an ascending order according to the seeding values and keep in mind that this can be edited as needed to meet your needs.

### **Trick Scoring Entry Panel**

A new column has been added on the right side with the running total for the trick run as you progress through the pass and this will also show on your print out for the skier. The total score for each skier has also been added to the skier selection grid on the left for your information.

### **Slalom Summary**

The sort and filter options have been revised and made operational in the Slalom Summary screen.

### **Chief Official Contact Report**

Just a reminder to all of you that are Chief Scorer for a tournament, to enter your name and information as the Primary Contact for the tournament and also in the Scorers section, so that you will receive all of the correspondence from headquarters after you have uploaded the final ZIP file for processing. This is very important and has created problems when this procedure was not used!

### **Towboat Use Report**

The Malibu TXI was inadvertently left off of the approved tournament boat list and has been added to the list.

### **Boat Use Report In The Tournament Package Build**

When the Boat Use Report is produced, if the Chief Driver has not checked the “Boat Used” and/or the “Boat Credit” boxes a warning panel will popup telling you that a certain boat has been entered in the list of boats present at the tournament for credit, but these two items have not been addressed by the Chief Driver. This is to assure that this was not inadvertently missed when the data was entered in the Boat Use panel. You would need to go back to the Boat Use tab located under the Tournament tab and enter the corrected information in the check boxes.

This is it for now and this version will be in effect until after the Regional tournaments.

# WSTIMS FOR WINDOWS USERS NEWSLETTER

August 6, 2012

ISSUE 06

VOL. 12

Editor: Jeff Clark

j.clarksr@verizon.net

Programmer: Dave Allen

---

This newsletter is for you, the user, to inform you of problems that have been sent in from scorers across the nation and the solutions for those problems. We will be sending this out from time to time to keep you informed and assist you in usage of the program. If you have a problem or issue that needs to be addressed send an email to the editor and we will get your problem addressed immediately and keep all of the users informed of the problems/solutions involved.

---

## Using Open Office Software With WSTIMS for Windows

Apache Open Office (free download at [ApacheOpenOffice.org](http://ApacheOpenOffice.org)) is an open source suite of programs that can be used with WfW for processing your tournament templates and other normal functions you use during your tournament. The program has a spreadsheet, word processing, power point and database applications that emulate the Microsoft Office suite.

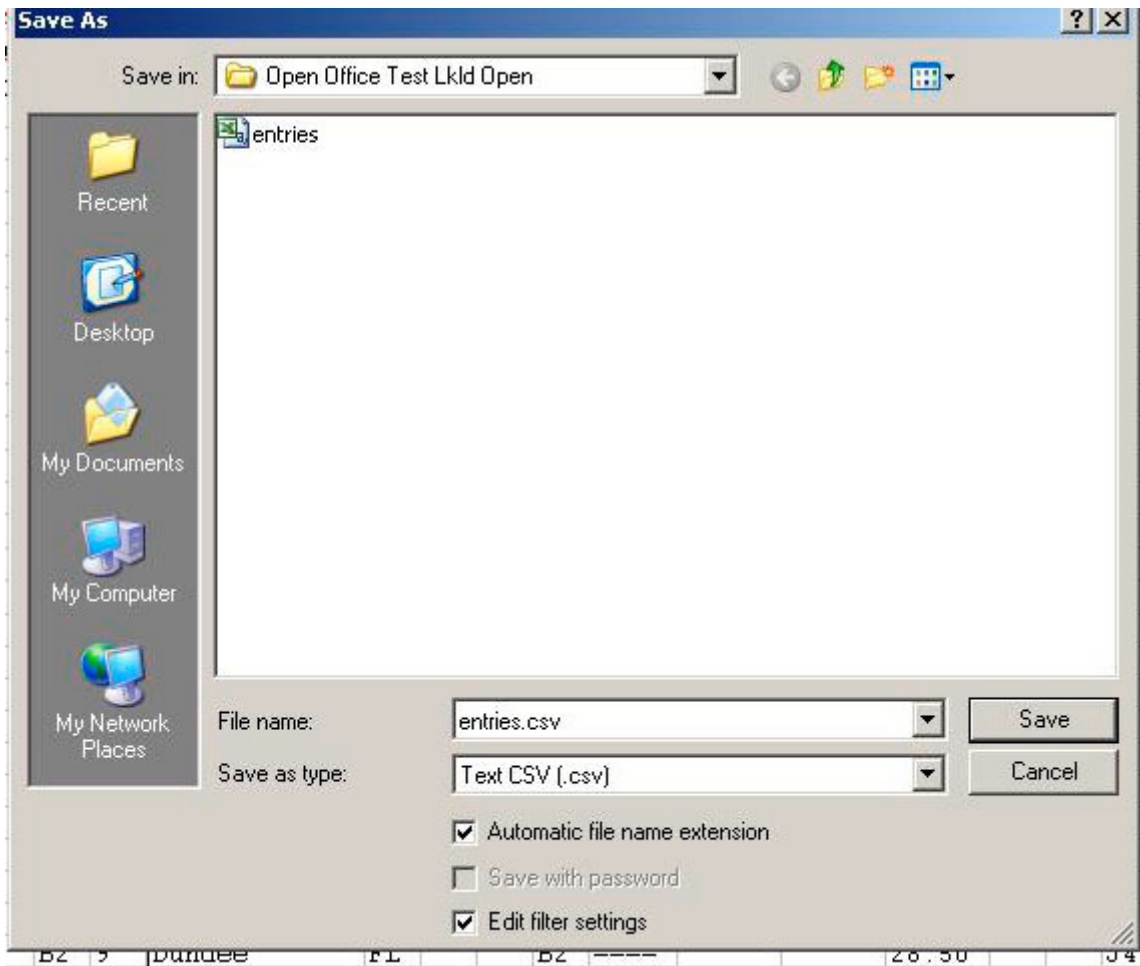
To use the spreadsheet portion of the program to process your template, download your template from USA-WS as you normally do and then process your entries, officials and tournament class designations as you usually do in setting up your tournament template and save your template in its native (downloaded) form to preserve your work.

Now you are ready to save the template as a “tab delimited” file for importing into the WfW tournament setup for your tournament.

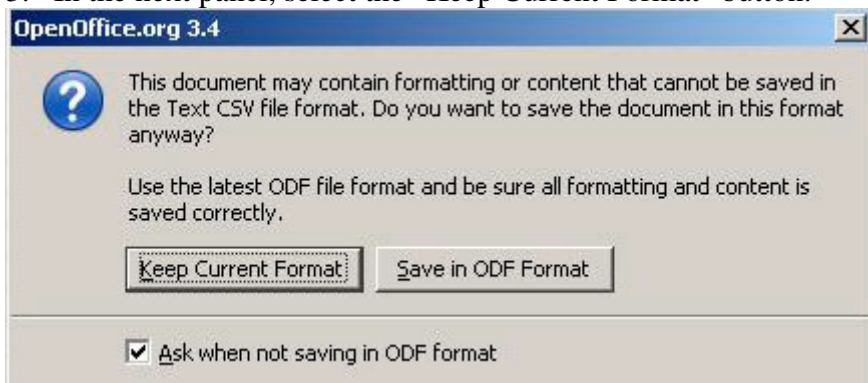
Do the following steps:

1. Go to File in the toolbar and select “save as” from the drop down menu.
2. In the screen that appears > find your tournament folder > in File Name” name the file (suggest entries) > “save as type” select > Text.csv (csv) >at bottom of panel, click the “Edit Filter settings” box.



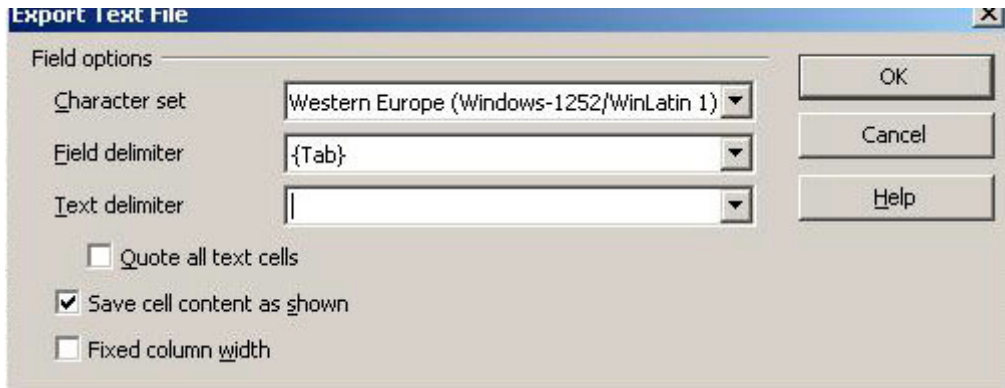


3. In the next panel, select the “Keep Current Format” button.



4. In the next box you will enter the following filter settings”

- A. “Character Set” the default is Western Europe and this is the correct setting.
- B. “Field Delimiter” > use the backspace key to delete the comma and enter (curly Brackets) {tab}
- C. “Text Delimiter” use the backspace key to delete the (quotation mark) “
- D. Click OK.



5. The final popup panel will warn you that you have saved the file as a single sheet and click “ok” to process the template in the accepted “tab delimited” file format and you are ready to import your template information into your tournament.

Piece of cake and the program is free!

# WSTIMS FOR WINDOWS USERS NEWSLETTER

August 21, 2012

ISSUE 07

VOL. 12

Editor: Jeff Clark

j.clarksr@verizon.net

Programmer: Dave Allen

---

This newsletter is for you, the user, to inform you of problems that have been sent in from scorers across the nation and the solutions for those problems. We will be sending this out from time to time to keep you informed and assist you in usage of the program. If you have a problem or issue that needs to be addressed send an email to the editor and we will get your problem addressed immediately and keep all of the users informed of the problems/solutions involved.

---

## WSTIMS DOS Scoring Program Officially Retired

Dave Clark issued the following statement today, passing the torch to WSTIMS for Windows to be the official scoring program for all USA-WS sanctioned tournaments.

“The "New" WSTIMS for Windows scoring program (WfW), developed by Dave Allen of MA, has been in official usage now for the past two seasons, and has now proven itself to cover all AWSA tournament scoring. It has been adopted by the majority of AWSA scorers over these past two seasons.

Consequently, the DOS WSTIMS Scoring program, which I originally developed back in the 1980's, and which has been used as the foundation for AWSA tournament scoring since then -- with evolutionary modifications along the way -- is now finally being officially retired, following the 2012 nationals and the beginning of the 2013 Ski Year.

The transition period we've been going through for the past two seasons, where scorers have been allowed to learn to use the new WfW program at their own pace, is now at an end -- we don't need to maintain two separate programs to do the same thing.”

We all owe Dave Clark a large amount of gratitude and a debt that can only be paid back in “Thank You's”, for his perseverance and dedication for 30 plus years of service to all of the scorers, tournament sponsors and skiers with the WSTIMS DOS scoring program. He set the bar high and now we can all look forward to a new era in scoring our tournaments and the growth of our sport.

## 2013 Tournament Templates

Just a reminder on the 2013 tournament templates that are available today for use in scoring tournaments after the Nationals. These templates are now updated with the new age divisions for those moving up to a new age division for the 2013 ski season. If you will be scoring a tournament and have already pulled your tournament template, you will need to download it again so that the updated information will be effective for your tournament. If you ignore this warning you will create problems in the Ranking List and not be very popular with the affected skiers and your regional Seeding representative!

**Version 1.0.1.59 is available for download and has the following updates and fixes to the processing:**

## **2013 NOPS Tables**

This version contains the 2013 NOPS tables for all sanctions with the “13” prefix. This will apply the correct NOPS values to the skiers’ scores in all three events and you should update this version ASAP for scoring your tournaments going forward.

## **Officials Work Assignments**

Dave continues to improve this very important section of the program. Keep in mind that keying in the first few letters of the officials position will allow the auto fill function to complete this cell for you. Key in the first few letters of the last name and press “enter” and you will see that section of the officials list so you can find and then “double click” on the name and it will be placed in the cell, along with the other information needed by the program to complete the OD file. Then when you press “enter”, the cursor will go to the next line in the “officials position” cell ready for your next entry.

## **Trick & Jump Summary**

An error in the processing was preventing an update after using the “RO” (runoff) section to break ties for awards type tournaments (State, Regionals and Nationals etc). This has been corrected.

## **Limit Flips In Tricks**

Changed the processing to only allow 6 flips in class L & R Trick events to meet the IWWF standards. This will not affect class C Trick events for AWSA which does not limit the number of flips that a skier can perform.

## **Elimination and Head to Head Running Orders**

We found some minor processing errors (Dave said “dad gummit”) in this function during the Big Dawg tournament and Dave is working on this and should have a resolution shortly to make this completely functional. When it is complete, we will put a “How To Use” article in a forthcoming newsletter.

# WSTIMS FOR WINDOWS USERS NEWSLETTER

September 14, 2012

ISSUE 08

VOL. 12

Editor: Jeff Clark

j.clarksr@verizon.net

Programmer: Dave Allen

---

This newsletter is for you, the user, to inform you of problems that have been sent in from scorers across the nation and the solutions for those problems. We will be sending this out from time to time to keep you informed and assist you in usage of the program. If you have a problem or issue that needs to be addressed send an email to the editor and we will get your problem addressed immediately and keep all of the users informed of the problems/solutions involved.

---

## **New Update Version Available**

The updated version 1.0.1.62 is now available for download. Don't worry that you missed 1.0.1.60, this contained special needs for the Big Dawg and Nationals as I noted in the last newsletter.

## **Updated Scoring Procedures For NCWSA Tournaments In WSTIMS for Windows**

Great progress has been made in WSTIMS for Windows for NCWSA scoring over the last year. The necessary Team computations and reports for Collegiate weren't quite ready for the 2012 Spring Season so parallel testing continued. Since AWSA 3-Event Nationals concluded in August there has been a push to get everything ready for Fall Season. The NCWSA and AWSA Rules for Slalom, Trick, and Jump events have a few differences. Those few differences and the specialized Collegiate Team Scoring translated to a LOT of programming for Dave Allen and the subsequent need for testing.

Some of the NCWSA/Collegiate features that have been fixed, enhanced and added during the last year are:

Slalom "Ties" per NCWSA Rules – raw buoy count only – no tie-breakers for speed or line length.

Upload from one "Registrar" tab on the Template rather than four.

Cut down on necessary steps to prep the Registrar tab for upload.

Upload of seeded or otherwise-determined Team sequences from Template

Several options provided for WfW generated random draw for Team Sequence

Web scorebook formatted specifically for NCWSA Team Competition

Combined Team Results computing correctly in the Web Scorebook

One Trick pass for Collegiate Team skiers, and Two for Age Division skiers.

Collegiate running orders for Team Sequence and Skier Rotations.

Two-up (side-by-side) running orders for Collegiate

Team Codes added to many of the reports and screens.

Team Summaries for Events and Tournament, correct and appearance improved

Drop-down selector for Divisions on the Team Summaries

Blocking out lowest two slalom speeds to conform to NCWSA Rules

NCWSA Scoring with WSTIMS for Windows Reference Guide Addendum written.

Addition of on Screen Combined Team Results -- NEW! BIG DEMAND for THIS!

WSTIMS for Windows was used to score five Collegiate tournaments the weekend of September 8-9. The introduction was a success.

The largest tournament, Hawkeye Ski Fest, was run in full parallel with DOS WSTIMS. (Thank you Corrie Nelson) Both systems calculated identical Team Results. This, in addition to two “real” tournaments previously run parallel and re-checked with each upgrade, gives assurance that WSTIMS for Windows does calculate correct Collegiate Team Results.

WSTIMS for Windows Version 1.0.1.62 was released late Wednesday, September 12. Version 1.0.1.62 addresses a slalom buoy count issue for short-line skiers and adds the on-screen Combined Team Results. Several less obvious tweaks are tucked in too. WfW Version 1.0.1.62 and the updated NCWSA Scoring with WSTIMS for Windows were released in response to last weekend’s experiences.

**The complete template preparations instructions and scoring procedures for NCWSA tournaments are attached to this newsletter and you should save this in your NCWSA folder.**

#### **IWWF Team Scoring Correction**

Team scoring for IWWF Team events is based on 1000 points, with 1000 points being awarded to the Team skier in each event with the highest score. This has been corrected for all of the event scoring to give the correct results for the Team competition.

#### **Option Added To Print Skier List In Team Summary**

The option to print the Team list, sorted by Team and skier name has been added to the Team results section. A full skier list by team can be printed by selecting “Print” when the skier list is showing. The team results will print when you have clicked on the “View Team Results” and the team results is visible. This list will be available to print when the Team Summary is selected for each event. The list contains all of the Team members that scored in the event for each Team and based on your entering the number of scores to use for all of the Teams in the “Number of Scores per Team” box, your Team results will be calculated in the Team scores on the left side of the screen.

#### **Awards Summary Report Has Been Created For Each Event**

A new Awards Summary report has been created for each of the events in your tournament. In the event dropdown menu choose “Awards Summary” and you will see the normal options for producing the summary with the normal options available and in the upper right side of the screen you will see “Awards Placement #” and in the box to the right, enter the number of placements needed, click “Print” and produce the report.

#### **Overall Summary Has Been Revised With Better Filtering Of Scores**

Select “Tournament > Overall Summary”. On the right hand side of the screen you will see “Filter” With All, Qualified, and Eligible. If you select “All” you will see all of the skiers in the selected division. If you select “Eligible” you will see the list of the skiers that “entered” the tournament in all three events. If you select “Qualified” you will see

the skiers that actually have scores in each of the events and are eligible for Overall awards in the tournament. The functionality to identify ties was also implemented.

### **Scoring A Trick Skiers Pass With Falls Out Of Course**

If a skier has more than the allowed number of falls out of course, ending a pass, you should use the “Skier Done” button and then in the panel that appears on the upper left, enter the reason “ (number of falls)falls out of course” and a score of zero will be recorded for the applicable pass.

As the weather cools, some of you are moving on to other interests and in some parts of the country we are still in full swing. Thanks to all of your hard work and for your input this year and we hope that you have enjoyed working with WSTIMS for Windows.